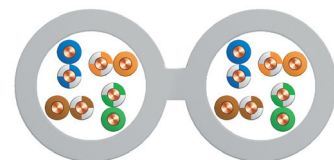
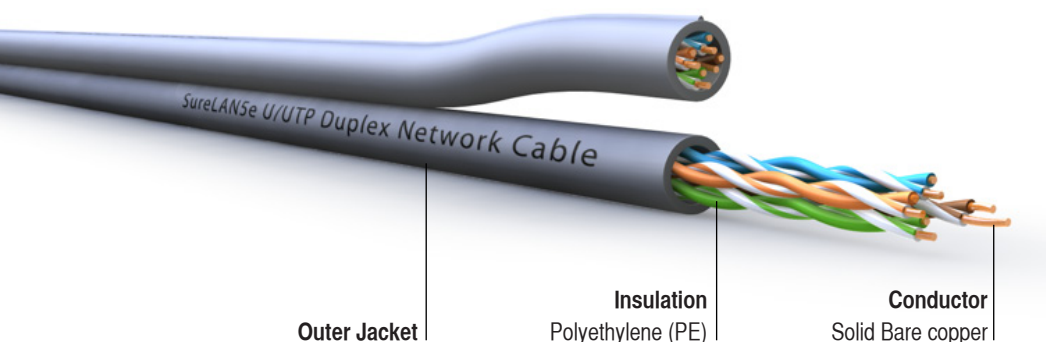


SureLAN™ 5e U/UTP Duplex




Application	Cable Construction	
High speed data transmission functionality designed typically for use in horizontal cable installation of local computer networks. IEEE 802.3, IEE 802.5, FDDI, ATM, RNIS. These cables operate to the protocol supported by Class D as set out in ISO/IEC 11801 although they can transmit at frequencies of up to 200MHz.	Conductor	Solid bare copper wire (24awg) Ø 0.510 mm
Cables IEC 61156-5, EN 50288-3-1	Insulation	Polyethylene (PE) Ø 0.90 mm
Cabling system standard IS 11801 ed.2, EN 50173-1, EIA/TIA 568	No. Of Pairs	4
Cabling system installation standard EN50174	Outer Jacket	LSZH or FR-PVC Ø 12.4 x 6.0 mm
Directive RoHS 2002/95/EC		
Fire Behaviour PVC IEC 60332-1 NF C 32-070 2.1 (C2)		
LSZH IEC 60332-1 IEC60332-3 IEC 60754-1 IEC 60754-2 IEC 61034		
	Electrical Data at 20°C	
	Complete conductor resistance	≤ 190 Ω/km
	Resistance unbalance	≤ 2 %
	Dielectric strength (continuous current)	1kV during 1min=no breakdown
	Insulation resistance (500V)	≥ 5000 MΩ . km
	Capacitance unbalance Real-ground	≤ 1600 pF/km
	Characteristic impedance at 100 MHz	100 ± 5 Ω
	Nom. Velocity	66 %
	Mechanical & Thermal Characteristics	
	Bening Radius	Dynamic (installation) ≥ 40 mm
		Static (installed) ≥ 20 mm
	Temperature range	in service -20°C up to +60°C
		at installation -0°C up to +50°C
		transport & storage -0°C up to +50°C
	Max. Pulling tension	
	Weight	53 kg/km

Transmission Characteristics at 20° C								
Frequency MHz		4	10	20	62.5	100	155**	200**
Max. Attenuation (dB/100m)	Typical value	3.8	6	8.5	15.2	19.5	25	28
	Cat. 5e* (max.)	4.1	6.5	9.3	17	22	-	-
Min. NEXT (dB)	Typical value	63	57	52	45	42	39	37
	Cat. 5e* (min.)	56.3	50.3	45.8	38.4	35.3	-	-
Min. ACR (dB)	Typical value	59.2	51	43.5	29.8	22.5	14	9
	Cat. 5e* (min.)	52.2	43.8	36.5	21.4	13.3	-	-
PS NEXT (dB)	Typical value	60	54	49	42	39	36	34
	Cat. 5e* (min.)	53.3	47.3	42.8	35.4	32.3	-	-
ELFEXT (dB/100m)	Typical value	63	55	48	39	35	31	29
	Cat. 5e* (min.)	52	44	38	28	24	-	-
PS ELFEXT (dB/100m)	Typical value	60	52	45	36	32	28	26
	Cat. 5e* (min.)	49	41	35	25	21	-	-
Return Loss (dB)	Typical value	25	25	25	23.8	23	22	21
	Cat. 5e* (min.)	23	25	25	21.5	20.1	-	-

* Category 5 acc. to IEC 61156-5

** For information only

Part Number	Type	Colour	PCS (superior calorific capacity)	
			MJ/km	kWh/m
7083	FR-PVC	Grey 	392	0.092
7084	LSZH	Grey 	303	0.084